

# FIMS 14.62 Release Notes

This document contains brief summaries for issues resolved in the FIMS version 14.62 patch release dated **August 25<sup>th</sup>, 2018**.

## Table of Contents

Upgrade Overview .....	1
Blackbaud Customer Support .....	1
Minor Enhancements .....	2
Resolved Issues .....	6

## Upgrade Overview

**Host\*Net** clients will be upgraded to 14.62 on August 25th, 2018 during scheduled maintenance downtime.

**On Premise** clients on version 14.60 or 14.61 can update to 14.62 by downloading the installation package from Blackbaud Downloads ( <https://www.blackbaud.com/support/downloads/downloads.aspx>), and following the installation instructions in the **FIMS Upgrade Guide**.

**Note:** Single-user FIMS clients cannot use the patch update. Contact Support for a full installation.

## Blackbaud Customer Support

### Need Help?

If you have questions or need assistance, please contact Support.

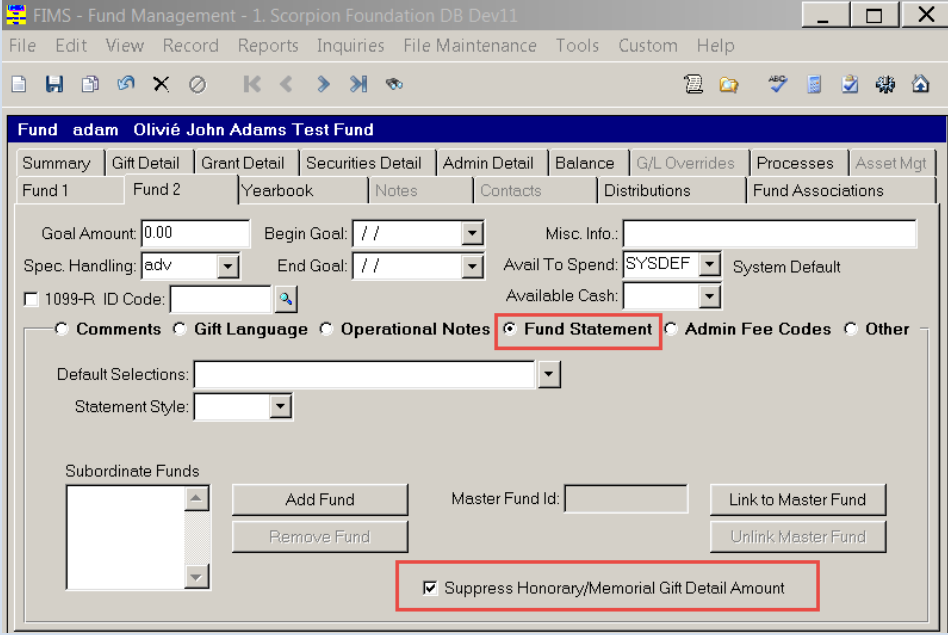
**Online:** Visit Case Central at <https://www.blackbaud.com/casecentral/casesearch.aspx>. Click the **Case** tab at the top and click **Create New Case**.

**Phone:** (800) 256-7772

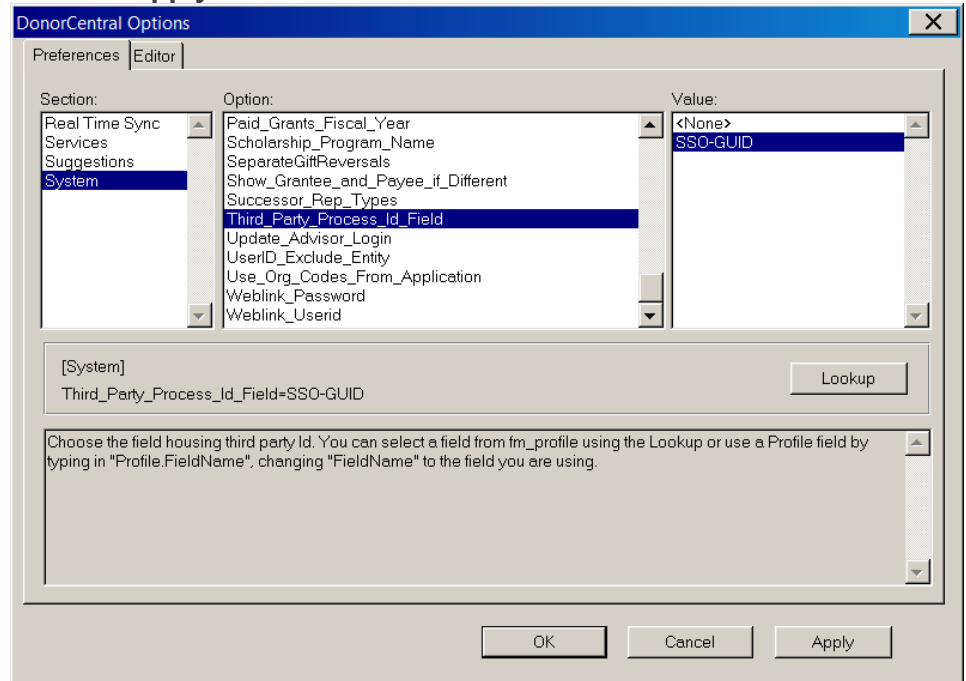
**Support Hours:** M-F, 8:30 am – 8:00 pm ET

## Minor Enhancements

The following enhancements were added to this release.

ID	Module	Description
968029	DonorCentral NXT	<p>You can now choose to hide the value of Honor and Memorial gifts when viewed individually. When enabled, the total value still includes all gift amounts.</p> <p>To hide individual Honorary or Memorial Gifts:</p> <ol style="list-style-type: none"> <li>1. Go to <b>Funds &gt; Fund 2</b> tab.</li> <li>2. Select the <b>Fund Statement</b> option.</li> <li>3. Check the <b>Suppress Honorary Memorial Gift Detail Amount</b> option.</li> <li>4. Click the <b>Save</b> icon in the upper-left corner.</li> </ol> 
993525	DonorCentral NXT	<p>Previously, Foundations could have a Profile <a href="#">Fieldmaker</a> field, <b>fm_Profile</b>, with the SSO or third-party ID information <i>for advisors</i> but couldn't identify the value when exporting to DonorCentral NXT.</p> <p>Now, in <b>DonorCentral Options</b>, a new option, <b>Third_Party_process_Id_Field</b> is available so you can export and identify GUIDs that exist on a Fieldmaker field when exporting advisor data to DonorCentral NXT.</p> <p>To include the profile Fieldmaker field in the advisor record export:</p>

1. Go to **Tools > System Utilities > DonorCentral > DonorCentral Options**.
2. In the **Section** field, select **System**.
3. In the **Option** field, select **Third\_Party\_process\_Id\_Field**.
4. In the **Value** field, choose the existing profile Fieldmaker field to create a cross-reference.
5. (*Optional*) Click **Lookup** to change the value selection.
6. Click **Apply** or **Ok**.



999421

DonorCentral  
NXT

In **DonorCentral Suggestion Field Mapping**, columns are now resizable so you can see content at a glance.

To resize columns:

7. Go to **Tools > System Utilities > DonorCentral > DonorCentral Suggestion Field Mapping**.
8. In the header column, mouse over the vertical borders to stretch or shorten a column width.

Type	DCField	FIMS Table	FMS Field	Data Type	A
Form	AdvisorAnonymous	Application	DurAdvAnonymous	logical	
Form	Amount	Application	grantamt	decimal	
Form	CharityAddress1	Profile	Address1	character	
Form	CharityAddress2	Profile	Address2	character	
Form	CharityAddress3	<Ignored>	?	character	

996766

Fund Asset Management

When viewing funds in Funds and General Ledger, you can now hide rows with zero value, so you can more easily see the rows that have a monetary value. This feature is available for both Progress 10 and 11.

To hide zero value rows in Funds or General Ledger:

1. Open the fund information:
  - In **Funds**, click the **Asset Mgt** tab.
  - In **General Ledger**, click **Asset Rebalancing > Fund Targets** tab.
2. Choose one of the following options:
  - **Show All Rows** – shows all rows
  - **Only Rows with Values** – hides rows with a zero value

The screenshot shows the 'Fund adam Olivié John Adams Test Fund' interface. At the top, there are tabs for 'Fund 1', 'Fund 2', 'Yearbook', 'Notes', 'Contacts', 'Distributions', and 'Fund Associations'. Below these are sub-tabs for 'Summary', 'Gift Detail', 'Grant Detail', 'Securities Detail', 'Admin Detail', 'Balance', 'G/L Overrides', 'Processes', and 'Asset Mgt'. The 'Asset Mgt' tab is active. The interface includes a 'Year' dropdown set to '2018', a 'Period' dropdown set to '12', and a 'Strategy' dropdown set to 'Aggressive'. Below these is a 'Sweep Clearing Distribution Type' dropdown set to 'Target %'. Two radio buttons are visible: 'Show All Rows' (which is selected and highlighted with a red box) and 'Only Rows with Values'. A table with columns 'Account', 'GL Acct. Description', 'GL Balance', 'Current %', 'Target %', 'Fixed \$', and 'Distribution %' is shown. The table contains three rows: '11000 Checking - Sweep', '14000 Assets in Pool A (Equity)', and '14100 Assets in Fixed Pool B'. At the bottom, there are buttons for 'Clear Targets' and 'Build Targets', and text indicating 'Total GL Balance for Pools: 607,673.19' and 'Total FACTS Market: 607,673.19'.

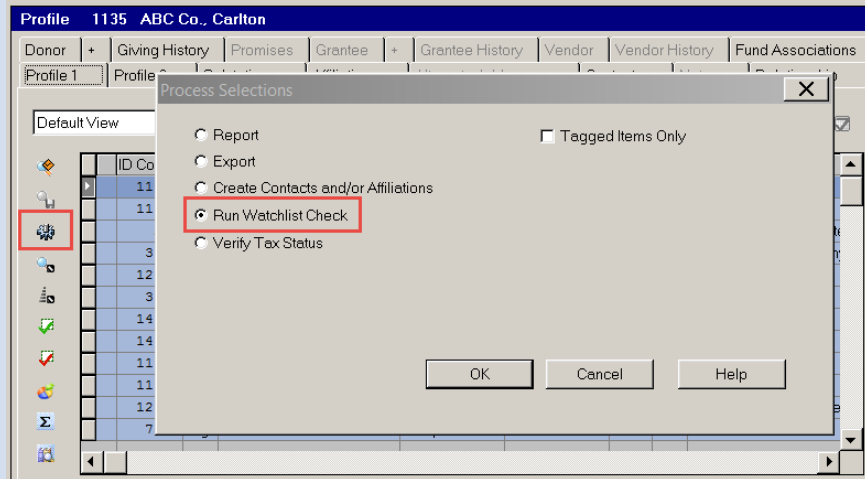
1002420

Profile

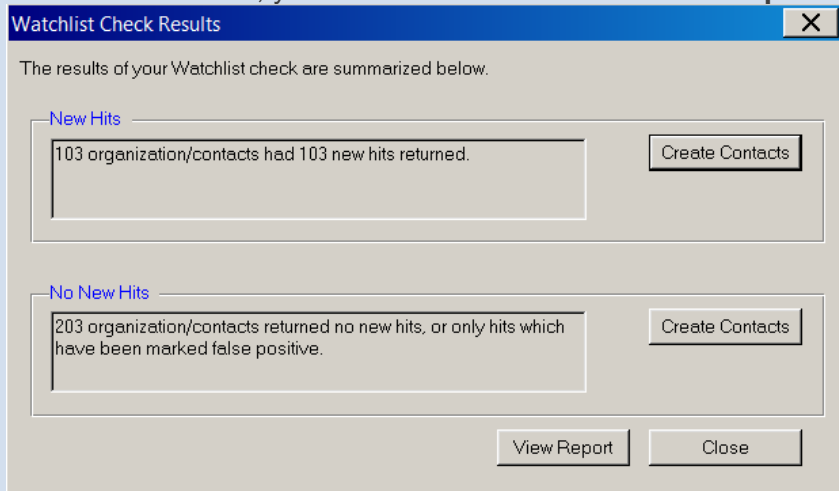
The [Run Watchlist Check](#) feature now works with Progress 11.

To run the check:

1. In **Profile**, click the gear icon on the left-hand side.
2. Select **Run Watchlist Check**.
3. Click **OK**.



4. On the **Check Watchlist for Reported ID Codes** window, check the **ID Code** box and click **OK**.
5. With the results, you can **Create Contacts** or **View Report**.



Reports

In the [Users Connected Listing](#), the **Device** (computer name) column was widened so you can see more characters of a long device name.

## Resolved Issues

The following issues are resolved in this release. We've provided case numbers for internal referencing.

ID	Module	Description
994630	Crystal Reports	For Progress 11, Crystal Reports Viewer now passes credentials to subreports.
1001869	Crystal Reports	For Progress 11, Crystal Reports Viewer now prompts for parameters.
915293	DonorCentral NXT	When importing grants using <b>DonorCentral NXT Suggestion Import</b> , the <b>Donor Advisor Email</b> is now populated.
953667	DonorCentral NXT	When importing grants using <b>DonorCentral NXT Suggestion Import</b> , ACH details now populate correctly.
1001412	DonorCentral NXT	DonorCentral NXT now checks the "UnusedAddressBlock" column and displays the donor address according to the FIMS setting.
1020893	DonorCentral NXT and Progress 11	When creating an application from an imported suggestion from DonorCentral NXT after an upgrade to Progress 11, the error, "You may not compile programs that update the database in this version," no longer occurs.
914864	FACTS	When printing the <b>FACTS &gt; Reconciliation &gt; Processes &gt; Account Reconciliation Report</b> , the date no longer wraps on the page.
945023	FACTS	In FACTS, the <b>Unitization</b> and <b>Unitization History Reports</b> no longer wrap numbers when printed as seen in FIMS version 14.60.
1006988	FIMS and Progress 11	Upon FIMS startup with Progress 11, errors related to the Progress 11.6 prox.dll no longer occur.
992265	FIMS CRM Sync	For the FIMS CRM Sync, the fund name is now limited to 80 characters to match the limit set by Salesforce.
965581	General Ledger	When running the Fund Statement Designer, the description now displays when the column is added into the Admin Detail section.
1006273   998061	Grants	When using Real-time sync, adjusting a Grant in FIMS no longer causes a "marksuggestionasprocessed" error.

ID	Module	Description
934607	Grant Import	When importing grants from Grantmaking (Gifts Online), the Grant Import now handles encoded characters and line breaks, no longer causing the “The value is too large for the field,” error.
962020	Graphical Viewer	When running fund statements through <a href="#">Graphical Viewer</a> after a 14.60 upgrade, the viewer is no longer blank.
954854	Reports	In <b>Fund Statement Export &gt; Export To</b> tab, the <b>Browse</b> button for <b>Securities Detail</b> now works.
979694	Reports	For on premise customers, the <a href="#">List Funds within a Pool</a> report now works as expected in Query Only Progress.
991810		On Host*Net, SQL Views and Widths Checker, we now support ODBC_PORT like the ODBC 92 Configuration.
1006988		The Contact screen now allows unposted applications to be entered.