

Contents



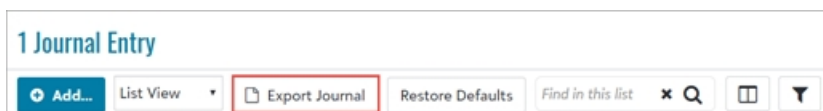
- 7.47.0 New Features** 2
- Journal: Export Journal Entries for Single Accounts 2
- Reports: eTapestry Standard Reports Graphs 2
- Reports: Transaction Count Fields 4
- Gift Aid: Gift Aid Amount and Gift Aid Claimed Date Columns 4

7.47.0 New Features

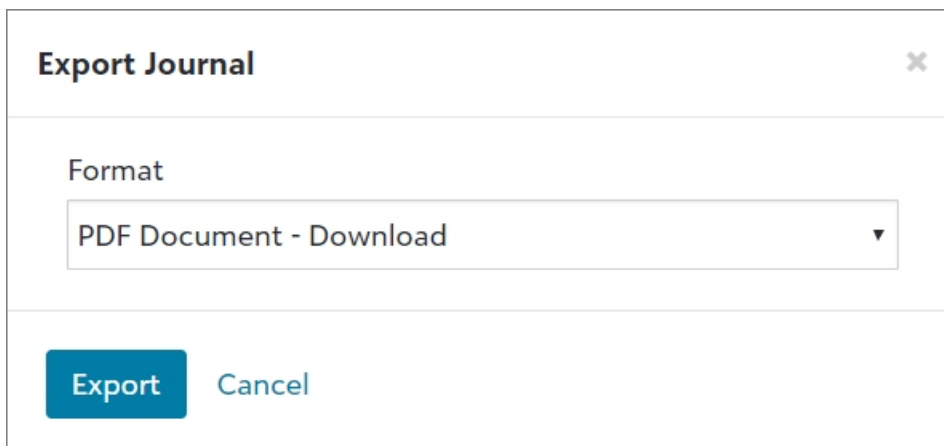
This guide lists new features available in **eTapestry** 7.47.0, released on March 17, 2019.

Journal: Export Journal Entries for Single Accounts

You can now export the Journal for a single account from the Journal page without having to create a query or report.



From the Journal page of an account, select **Export Journal**. The Export Journal screen appears. In the Format drop down menu, select what type of file you want to receive.

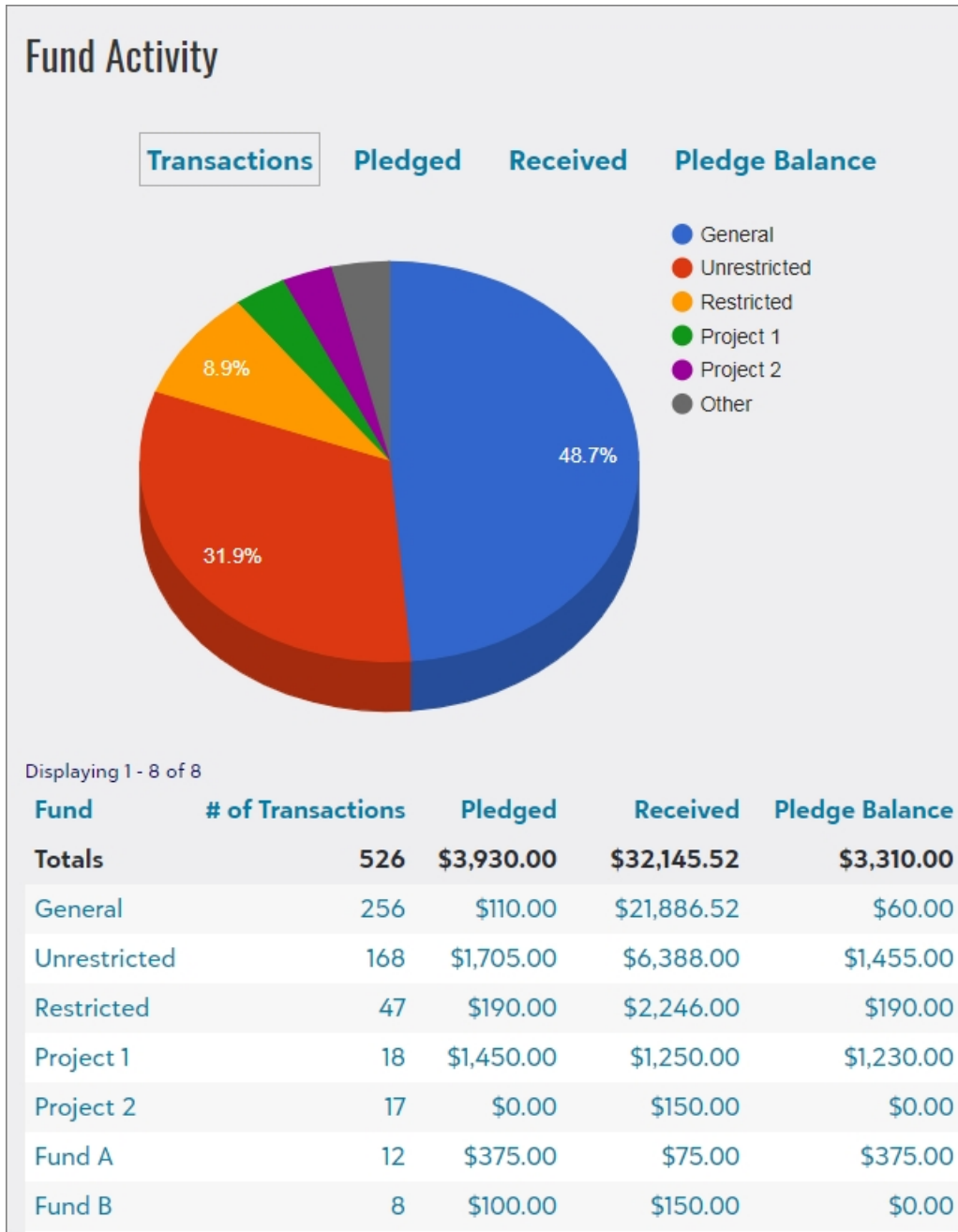


When you export the Journal page, all selected columns and eligible results are included. If you did not select to apply any filters or search criteria, all Journal entries are included.

Reports: eTapestry Standard Reports Graphs

With this release, some graphs for **eTapestry** standard reports have been updated to reflect a modern look and feel to provide a clearer look at your data. These reports include:

- [Fund Activity Summary Report](#)
- [Approach Activity Summary](#)
- [Campaign Activity Summary](#)
- [Mailing Delivery Report](#)



The top 5 entries in each report will appear as separate "slices" in the graph, while the remaining entries will appear together under the "Other" category.

Tip: A key appears next to the graph to inform you which color in the graph corresponds to each item. You can hover over slices in the graph to view more information.

Reports: Transaction Count Fields

Transaction Count fields have been updated to now include purchases and no longer include disbursements. Therefore, transaction counts include gifts, recurring gifts, pledges, payments, and purchases.

A split transaction, no matter how many gifts or payments it has, will count as a single transaction. Each pledge of an upgraded pledge is counted separately.

Gift Aid: Gift Aid Amount and Gift Aid Claimed Date Columns

Note: Your organization's locale must be English/United Kingdom for declarations and Gift Aid information to appear.

You can now add the Gift Aid Amount and Gift Aid Claimed Date columns to display on the Journal and Query Preview pages.

> Add the Gift Aid Amount and Gift Aid Claimed Date columns to the Journal page

To add the Gift Aid Amount and Gift Aid Claimed Date columns on the Journal page, select the **Choose columns** icon. The Choose columns to show in the list screen appears.

You can select the Journal Fields column category in the drop down menu to narrow down columns or search for the columns in the search bar at the top of the menu to filter from the available columns.

Select or clear the check box next to the column you want to add. Click **Apply Changes** after you make your column selection to return to the Journal page.

> Add the Gift Aid Amount and Gift Aid Claimed Date columns to the Query Preview page

You can also add the Gift Aid Amount and Gift Aid Claimed Date columns to the Query Preview page. To choose which columns will appear on the Query Preview page, select the **Choose columns** icon on the toolbar. The Choose columns to show in the list screen appears.

You can select the Journal Fields column category in the drop down menu or search for the columns in the search bar at the top of the menu to filter from the available columns.

Select or clear the check box next to the columns you want to add. Click **Apply Changes** after you make your column selection to return to the Query Preview page.

Tip: The **Gift Aid Amount** and the **Gift Aid Claimed Date** fields are only available for queries with a data return type of Journal Entries, All Household Journal Entries, or Household Journal Entries Per Criteria.